

The 2008 World Deaf Golf Championships

Joondalup Golf Resort

Perth, Australia

September 30 - October 3 2008



MENS TEAMS CHAMPIONSHIP

| Rank | Team Score | Country | Name | Round 1 | Top 4 | Round 2 | Top 4 | Round 3 | Top 4 | Round 4 | Top 4 |
|------|------------|--------------------------|-------------------|------------|------------|------------|------------|------------|-------|---------|-------|
| 1 | 1353 | United States of America | HOVINEN Darrell | 84 | 84 | 89 | 89 | 89 | 89 | 88 | 88 |
| | | | DAPP Tim | 85 | 85 | 84 | 84 | 82 | 82 | 84 | 84 |
| | | | BABINEAUX Brandon | 88 | 88 | 78 | 78 | 81 | 81 | 78 | 78 |
| | | | ALDAZ Dano | 90 | 90 | 84 | 84 | 85 | 85 | 84 | 84 |
| | | | | | 347 | 335 | 337 | 334 | | | |
| 2 | 1366 | Australia | AIRD Mark | 85 | 85 | 86 | 86 | 85 | 85 | 84 | 84 |
| | | | DOUGLAS Craig | 95 | | 92 | | 93 | | 89 | 89 |
| | | | MALM Philip | 91 | 91 | 93 | | 94 | | 94 | |
| | | | MAGNUSSON Denver | 85 | 85 | 75 | 75 | 81 | 81 | 80 | 80 |
| | | | CLIFFORD Ben | 95 | | 86 | 86 | 88 | 88 | 94 | |
| | | | ELLIS Luke | 92 | 92 | 88 | 88 | 84 | 84 | 87 | 87 |
| | | 353 | 335 | 338 | 340 | | | | | | |
| 3 | 1374 | England | ROBERTS Michael | 81 | 81 | 84 | 84 | 82 | 82 | 87 | 87 |
| | | | ALBUTT Jason | 81 | 81 | 86 | 86 | 87 | 87 | 78 | 78 |
| | | | BAKER Peter | 98 | | 98 | | 90 | 90 | 90 | 90 |
| | | | SLACK Jonathon | 90 | 90 | 87 | 87 | 90 | | 88 | 88 |
| | | | HUGILL David | 104 | | 94 | 94 | 109 | | 104 | |
| | | | FORREST Mark | 83 | 83 | 101 | | 86 | 86 | 94 | |
| | | | | | 335 | 351 | 345 | 343 | | | |
| 4 | 1403 | Canada | PROCTOR Dale | 85 | 85 | 78 | 78 | 85 | 85 | 88 | 88 |
| | | | MOBBERLEY Ryan | 86 | 86 | 88 | 88 | 88 | 88 | 89 | 89 |
| | | | GILBERT Ben | 88 | 88 | 83 | 83 | 90 | 90 | 83 | 83 |
| | | | HOFFMAN Ken | 96 | 96 | 88 | 88 | 91 | 91 | 97 | 97 |
| | | | MARCHAND Denis | 97 | | 92 | | 91 | 91 | 103 | |
| | | | OUELLET Alexandre | 110 | | 89 | | 94 | 94 | 98 | |
| | | 355 | 337 | 354 | 357 | | | | | | |
| 5 | 1419 | Scotland | TWEEDIE Michael | 87 | 87 | 90 | 90 | 92 | 92 | 91 | 91 |
| | | | RITCHIE Scott | 92 | 92 | 90 | 90 | 102 | | 97 | |
| | | | LOTHIAN Mark | 92 | 92 | 85 | 85 | 82 | 82 | 90 | 90 |
| | | | SPEIRS Ross | 93 | 93 | 78 | 78 | 84 | 84 | 85 | 85 |
| | | | KENNEDY Ian | 95 | | 94 | | 96 | 96 | 92 | 92 |
| | | | FERGUSON James | 105 | | 104 | | 117 | 117 | 113 | |
| | | 364 | 343 | 354 | 358 | | | | | | |

The 2008 World Deaf Golf Championships

Joondalup Golf Resort

Perth, Australia

September 30 - October 3 2008



LADIES TEAMS CHAMPIONSHIP

| Rank | Team Score | Country | Name | Round 1 | Top 2 | Round 2 | Top 2 | Round 3 | Top 2 | Round 4 | Top 2 |
|------|------------|--------------------------|------------------|------------|-------|------------|-------|------------|-------|------------|-------|
| 1 | 720 | Australia | DAVIES Linda | 87 | 87 | 85 | 85 | 92 | 92 | 84 | 84 |
| | | | MARIC Jennifer | 93 | 93 | 94 | 94 | 87 | 87 | 98 | 98 |
| | | | | | | 180 | | 179 | | 179 | |
| 2 | 735 | United States of America | PLOYSA Patty Sue | 87 | 87 | 84 | 84 | 88 | 88 | 94 | 94 |
| | | | ZUPNIK Susan | 94 | 94 | 94 | 94 | 91 | 91 | 104 | 104 |
| | | | BRADFORD Linda | 98 | | 102 | | 91 | | 103 | 103 |
| | | | DOAN Dayleena | 102 | | 107 | | 113 | | 111 | 111 |
| | | | | 181 | | 178 | | 179 | | 197 | |
| 3 | 796 | New Zealand | HAMILTON Susan | 98 | 98 | 96 | 96 | 89 | 89 | 92 | 92 |
| | | | ANTON Cheryl | 99 | 99 | 110 | | 120 | | 108 | 108 |
| | | | JACKSON Allison | 113 | | 108 | | 106 | | 109 | 109 |
| | | | | 197 | | 204 | | 195 | | 200 | |
| 4 | 850 | Ireland | MCCORMACK Cathy | 118 | 118 | 101 | 101 | 101 | 101 | 108 | 108 |
| | | | CURRAN Siobhan | 110 | 110 | 98 | 98 | 98 | 98 | 116 | 116 |
| | | | | 228 | | 199 | | 199 | | 224 | |
| 5 | 966 | Japan | KOIKE Naoko | 109 | 109 | 108 | 108 | 126 | 126 | 117 | 117 |
| | | | YAMAGIWA Satoko | 139 | 139 | 124 | 124 | 113 | 113 | 130 | 130 |
| | | | | 248 | | 232 | | 239 | | 247 | |
| 6 | N/A | Wales | LAWRENCE Sarah | 118 | | 109 | | | | | |
| | | | FOWLER Michelle | WD | | WD | | | | | |
| | | | | | | | 0 | | 0 | | 0 |

The 2008 World Deaf Golf Championships



Joondalup Golf Resort

Perth, Australia



September 30 - October 3 2008

MENS CHAMPIONSHIP

| Rank | Name | Country | Round 1 | Round 2 | Round 3 | 80 | Total | | |
|-------|------------|------------|---------|---------|---------|-----|-------|-----|-----|
| 1 | MAGNUSSON | Denver | | AUS | 85 | 75 | 81 | 80 | 321 |
| 2 | ELGAARD | Hans | | DEN | 81 | 87 | 78 | 77 | 323 |
| 3(CB) | BABINEAUX | Brandon | | USA | 88 | 78 | 81 | 78 | 325 |
| 3 | SOHEYAMA | Tetsuro | | JPN | 74 | 88 | 83 | 80 | 325 |
| 5 | CONWAY | Don | | IRE | 81 | 82 | 81 | 84 | 328 |
| 6 | ALBUTT | Jason | | ENG | 81 | 86 | 87 | 78 | 332 |
| 7 | ROBERTS | Michael | | ENG | 81 | 84 | 82 | 87 | 334 |
| 8 | DAPP | Tim | | USA | 85 | 84 | 82 | 84 | 335 |
| 9 | PROCTOR | Dale | | CAN | 85 | 78 | 85 | 88 | 336 |
| 10 | SPEIRS | Ross | | SCO | 93 | 78 | 84 | 85 | 340 |
| 10 | AIRD | Mark | | AUS | 85 | 86 | 85 | 84 | 340 |
| 12 | ALDAZ | Dano | | USA | 90 | 84 | 85 | 84 | 343 |
| 13 | GILBERT | Ben | | CAN | 88 | 83 | 90 | 83 | 344 |
| 14 | TOUZARD | Cedric | | SAF | 81 | 95 | 87 | 84 | 347 |
| 15 | LOTHIAN | Mark | | SCO | 92 | 85 | 82 | 90 | 349 |
| 16 | HOVINEN | Darrell | | USA | 84 | 89 | 89 | 88 | 350 |
| 17 | MOBBERLEY | Ryan | | CAN | 86 | 88 | 88 | 89 | 351 |
| 17 | ELLIS | Luke | | AUS | 92 | 88 | 84 | 87 | 351 |
| 19 | SLACK | Jonathon | | ENG | 90 | 87 | 90 | 88 | 355 |
| 20 | COYNE | Brendan | | IRE | 90 | 91 | 90 | 86 | 357 |
| 21 | LOTZ | Ryan | | SAF | 95 | 89 | 88 | 87 | 359 |
| 22 | TWEEDIE | Michael | | SCO | 87 | 90 | 92 | 91 | 360 |
| 22 | NILSSON | Andreas | | SWE | 91 | 90 | 88 | 91 | 360 |
| 24 | HAMMENFORS | Jonnie | | SWE | 84 | 90 | 91 | 96 | 361 |
| 25 | CLIFFORD | Ben | | AUS | 95 | 86 | 88 | 94 | 363 |
| 26 | FORREST | Mark | | ENG | 83 | 101 | 86 | 94 | 364 |
| 27 | DANIELS | Nicholas | | WAL | 91 | 84 | 102 | 89 | 366 |
| 28 | TAKEDA | Masahito | | JPN | 89 | 79 | 100 | 99 | 367 |
| 28 | REES | Daniel | | WAL | 99 | 92 | 87 | 89 | 367 |
| 30 | YAMADA | Katsutoshi | | JPN | 100 | 82 | 89 | 97 | 368 |
| 31 | DOUGLAS | Craig | | AUS | 95 | 92 | 93 | 89 | 369 |
| 32 | MCCORMACK | Geoff | | IRE | 92 | 91 | 93 | 95 | 371 |
| 33 | HOFFMAN | Ken | | CAN | 96 | 88 | 91 | 97 | 372 |
| 33 | MALM | Philip | | AUS | 91 | 93 | 94 | 94 | 372 |
| 35 | BAKER | Peter | | ENG | 98 | 98 | 90 | 90 | 376 |
| 36 | KENNEDY | Ian | | SCO | 95 | 94 | 96 | 92 | 377 |
| 37 | SMYTH | David | | IRE | 95 | 99 | 91 | 93 | 378 |
| 38 | RITCHIE | Scott | | SCO | 92 | 90 | 102 | 97 | 381 |
| 38 | VAN ZYL | Jacques | | SAF | 100 | 96 | 89 | 96 | 381 |
| 40 | MARCHAND | Denis | | CAN | 97 | 92 | 91 | 103 | 383 |
| 41 | CONWAY | Gary | | IRE | 94 | 97 | 92 | 101 | 384 |
| 42 | WILKINSON | Keith | | ENG | 96 | 98 | 94 | 98 | 386 |
| 43 | HED | Andreas | | SWE | 104 | 91 | 89 | 104 | 388 |
| 44 | BOYD | Robert | | IRE | 99 | 88 | 100 | 102 | 389 |
| 45 | MARAIS | Danie | | SAF | 97 | 101 | 95 | 98 | 391 |
| 45 | OUELLET | Alexandre | | CAN | 110 | 89 | 94 | 98 | 391 |
| 47 | VINCENT | Bryon | | SAF | 102 | 96 | 97 | 97 | 392 |
| 48 | REID | Raymond | | AUS | 95 | 95 | 101 | 102 | 393 |
| 49 | SUNDSTROM | Joachim | | SWE | 99 | 98 | 98 | 100 | 395 |
| 49 | WHALLEY | Kevin | | ENG | 101 | 99 | 101 | 94 | 395 |
| 51 | YAMAGIWA | Hisashi | | JPN | 93 | 99 | 101 | 103 | 396 |
| 52 | BOWLER | Robert | | AUS | 98 | 97 | 108 | 98 | 401 |

1
1
1
1

The 2008 World Deaf Golf Championships




Joondalup Golf Resort

Perth, Australia

September 30 - October 3 2008



MENS CHAMPIONSHIP

| | | | | | | | | | | |
|----|-----------|---------|---|-----|-----|-----|-----|-----|-----|---|
| 53 | MAHER | Brian |  | SCO | 104 | 101 | 106 | 99 | 410 | 1 |
| 54 | HUGILL | David |  | ENG | 104 | 94 | 109 | 104 | 411 | 1 |
| 55 | KUROKAWA | Hiroshi |  | JPN | 125 | 97 | 91 | 100 | 413 | 1 |
| 56 | RAYMENT | Craig |  | SCO | 104 | 100 | 103 | 108 | 415 | 1 |
| 57 | HILLDING | Anders |  | SWE | 105 | 128 | 97 | 95 | 425 | 1 |
| 58 | HARRIS | Billy |  | WAL | 106 | 117 | 107 | 97 | 427 | 1 |
| 59 | HAYDEN | Kevin |  | AUS | 104 | 105 | 106 | 113 | 428 | 1 |
| 60 | FERGUSON | James |  | SCO | 105 | 104 | 117 | 113 | 439 | 1 |
| 61 | HOGAN | Simon |  | AUS | 105 | 106 | 117 | 113 | 441 | 1 |
| 62 | POWE | Peter |  | WAL | 121 | 119 | 109 | 118 | 467 | 1 |
| | HENDERSON | Kenneth |  | SCO | 119 | WD | 104 | 101 | | 1 |
| | LOUW | Albie |  | SAF | 109 | 85 | 96 | WD | | 1 |

The 2008 World Deaf Golf Championships

Joondalup Golf Resort

Perth, Australia

September 30 - October 3 2008



LADIES CHAMPIONSHIPS

| Rank | Name | Country | Round 1 | Round 2 | Round 3 | Round 4 | Total |
|------|------------------|---|----------|---------|---------|---------|-------|
| 1 | DAVIS Linda |  AUS | 87 | 85 | 92 | 84 | 348 |
| 2 | PLOYSA Patty Sue |  USA | 87 | 84 | 88 | 94 | 353 |
| 3 | MARIC Jennifer |  AUS | 93 | 94 | 87 | 98 | 372 |
| 4 | HAMILTON Susan |  NZL | 98 | 96 | 89 | 92 | 375 |
| 5 | ZUPNIK Susan |  USA | 94 | 94 | 91 | 104 | 383 |
| 6 | BRADFORD Linda |  USA | 98 | 102 | 91 | 103 | 394 |
| 7 | CURRAN Siobhan |  IRE | 110 | 98 | 98 | 116 | 422 |
| 8 | MCCORMACK Cathy |  IRE | 118 | 101 | 101 | 108 | 428 |
| 9 | DOAN Dayleena |  USA | 102 | 107 | 113 | 111 | 433 |
| 10 | JACKSON Allison |  NZL | 113 | 108 | 106 | 109 | 436 |
| 11 | ANTON Cheryl |  NZL | 99 | 110 | 120 | 108 | 437 |
| 12 | GABEL Paulette |  USA | 111 | 112 | 104 | 112 | 439 |
| 13 | LAWRENCE Sarah |  WAL | 118 | 109 | 105 | 110 | 442 |
| 14 | KOIKE Naoko |  JPN | 109 | 108 | 126 | 117 | 460 |
| 15 | LINNE Katarina |  SWE | 122 | 131 | 113 | 111 | 477 |
| 16 | YAMAGIWA Satoko |  JPN | 139 | 124 | 113 | 130 | 506 |
| 17 | FOWLER Michelle |  WAL | WD (INJ) | | | | 0 |

The 2008 World Deaf Golf Championships
















Joondalup Golf Resort

Perth, Australia

September 30 - October 3 2008



SENIORS CHAMPIONSHIP

| Rank | Name | Country | Round 1 | Round 2 | Round 3 | Round 4 | Total |
|-------|------------------|---|---------|---------|---------|---------|-------|
| 1 | CUNDY Rob |  CAN | 83 | 81 | 84 | 88 | 336 |
| 2 | GRAAFF Ray |  SAF | 89 | 84 | 98 | 88 | 359 |
| 3(CB) | KLIMEK Tony |  AUS | 96 | 83 | 92 | 89 | 360 |
| 3 | LANCHBURY Robert |  ENG | 91 | 87 | 89 | 93 | 360 |
| 5 | OISHI Jun |  JPN | 93 | 86 | 97 | 90 | 366 |
| 6 | JOHNSON Neil |  USA | 97 | 97 | 92 | 93 | 379 |
| 7 | YANCE Mike |  USA | 100 | 90 | 98 | 103 | 391 |
| 8 | LUNDQVIST Arne |  SWE | 106 | 111 | 94 | 101 | 412 |
| 9 | KOJIMA Masanori |  JPN | 109 | 103 | 95 | 106 | 413 |
| 10 | STEWART Jack |  CAN | 105 | 105 | 100 | 105 | 415 |
| 11 | ANDERSEN Tommy |  DEN | 103 | 112 | 119 | 93 | 427 |
| 12 | HAGEDORN Hauke |  SWE | 112 | 113 | 108 | 106 | 439 |
| 13 | HEFFERNAN James |  IRE | 102 | 117 | 113 | 116 | 448 |
| 14 | HIKIZU Chojo |  JPN | 127 | 115 | 124 | 135 | 501 |
| 15 | WILSON David |  SCO | 103 | 89 | 93 | 97 | 382 |